



*Trade***iBS**
SHARIAH-BASED SMART TRADING

USER MANUAL

Table of Contents	Page
1. Introduction	3
1.1. Features	3
2. GettingStarted	4
2.1. Accessibility of TradeiBS-Mobile	4
2.2. Install TradeiBS-Mobile App	4
2.3. Logging in TradeiBS Mobile App	5
3. App Overview	6
3.1 Quick Landing Page	6
3.2 Quick Description (Buy/Sell, Market Analysis, Portfolio Option).....	7
3.3 Quick Description (Share Price, Watchlist, Orderlist and other Options).....	8
4. Desktop Overview	9
4.1 Logging in TradeiBS Desktop:	9
4.2 Desktop View Landing Page.....	9
4.3 Quick Description (Desktop Customize Dashboard).....	10
4.4 Quick Description (Desktop View Tools Option).....	11
5. TradeiBS Services Overview	12
6. Video Tutorial	12
7. TradeiBS User Manual	12

1. Introduction

Islami Bank Securities Limited has launched a new, state-of-the-art Order Management System (OMS) named “**TradeiBS**”, designed to enhance trading efficiency and provide clients with a more seamless and user-friendly investment experience. The introduction of this innovative technology has opened a new horizon of business opportunities in the capital market, marking an exciting advancement as the exchange adopts cutting-edge digital solutions to enhance trading efficiency.

The TradeiBS Mobile App leverages the core OMS architecture to make trading accessible to investors directly from their mobile and desktop devices, seamlessly connecting them to next-generation trading technology. TradeiBS continues to facilitate transformative opportunities in the capital market through secure, efficient, and real-time trading experiences.

Launched on October 6, 2025, TradeiBS-Mobile has undergone continuous improvements to address user needs and maintain strict compliance with modern security standards. The app delivers real-time equity bid/ask quotes, Request for Streaming (RFS) trading functions, and tools for managing and monitoring active orders securely, all synchronized with its web-based platform for a unified trading experience.

1.1. Features

Main features available in TradeiBS are:

- Real time market information and indicative bid/ask prices;
- Intuitive navigation menu;
- Customized favorite lists;
- Securities traded in Different Indices (DSEX, PUBLIC, BLOCK, DEBT);
- Historical and intraday Charts with technical indicators;
- Placement of instant orders via PODs;
- Placement of single leg LIMIT resting orders;
- Portfolio management with Real-time P&L;
- Tracking of executions;
- Order Blotter Filters;
- Biometric Authentication;
- Self-password reset or change option;

2. Getting Started

2.1. Accessibility of TradeiBS-Mobile

Two different accessibility in TradeiBS:

- **TradeiBS-Mobile** – Enables you to effortlessly stay updated on your portfolio and watchlist, while staying connected with professional traders to receive through your mobile phone. Experienced traders ensure the optimal execution of your orders with utmost professionalism.
- **TradeiBS-Desktop** – Enables you to effortlessly stay updated on your portfolio and watchlist, while staying connected with professional traders to receive through your desktop. Experienced traders ensure the optimal execution of your orders with utmost professionalism.

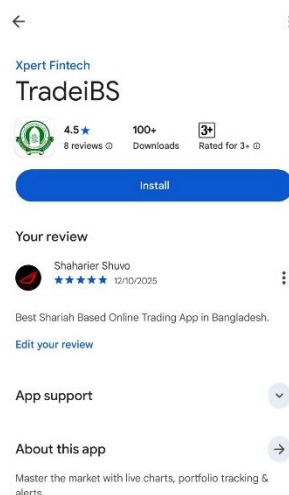
2.2. Install TradeiBS-Mobile App

Device Compatibility - Minimum requirements to use the TradeiBS-Mobile:

- **Android Device:** Minimum version of Android is 6 to get optimum features and all functionalities of TradeiBS-Mobile. But user can install the App on Android 6.0 or later version subject to support by the Google Play.

Download Link (Google play store) :

<https://play.google.com/store/apps/details?id=com.xfltrade.ibb&pli=1>

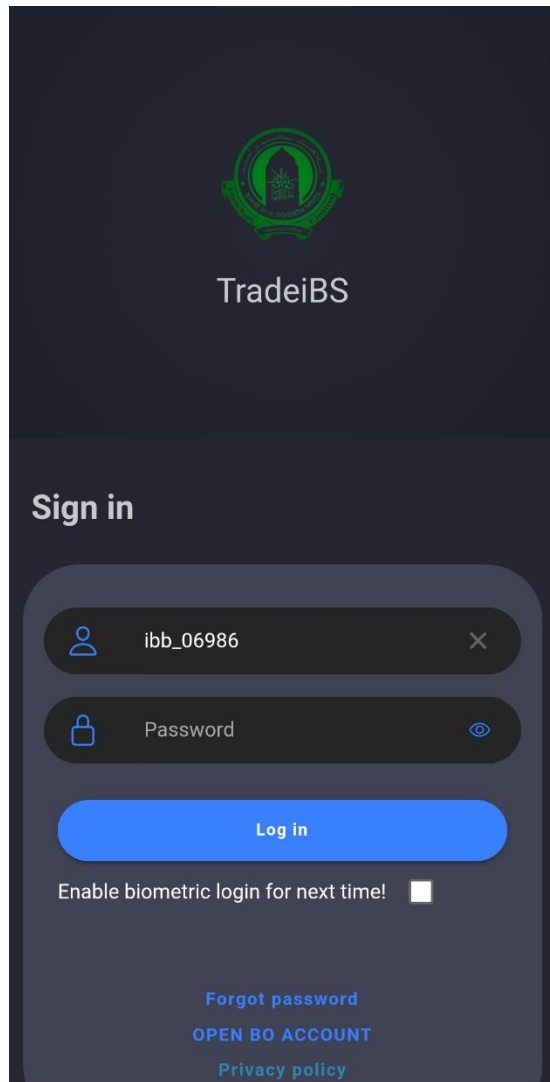


- **iOS Device:** iOS Mobile App Coming soon...

Alternatively iOS user can use web app. Web App link: <https://ibb.xfltrade.com:8000/>

2.3. Logging in

- Click on the TradeiBS App icon installed onto your device Home screen.
- The login screen prompts you to enter your Username and Password.



Login and password are provided by IBSL through email and SMS.



Please contact IBSL IT desk for blocked/Locked access.

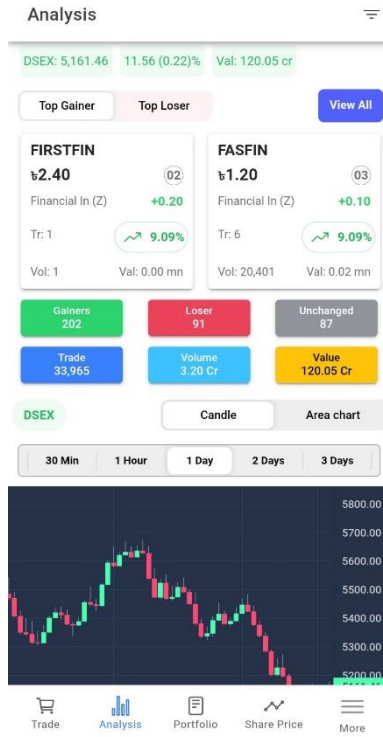


Click on "Forgot Password" to reset your password.

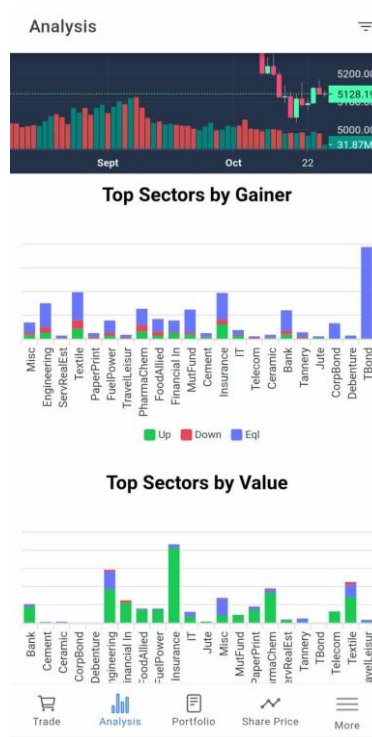
3. Overview

3.1 Landing Page

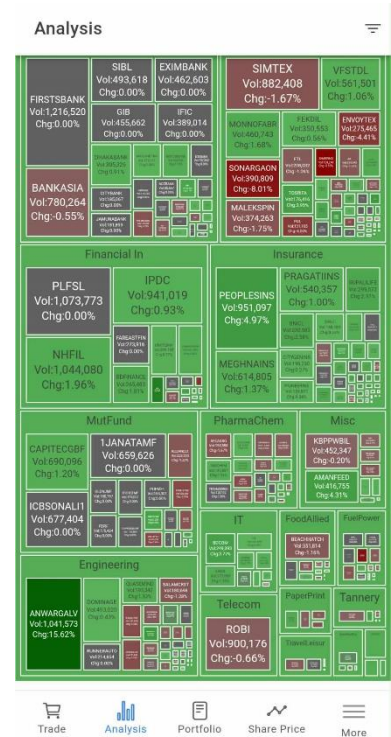
Once you logged in TradeiBS App, the landing page is as follows:



Landing page view



View if you swipe down



View if you swipe down continue

3.2 Quick Description (Buy/Sell, Market Analysis, Portfolio Option)

From "Trade" Option user can Buy or Sell the preferable stock

Click on "Analysis" Option user can see Market context, Technical indicator and Market Data.

Trade

DSEX: 5,162.47 12.58 (0.24)% Val: 121.64 cr

BUY **SELL**

PUBLIC DSE

06986/S.M. ZAKARIA

Limit: 465.00 Balance: 465.00

Trading Code*

Quantity* Drip quantity

Limit Market Price*

SUBMIT ORDER

All Active Executed Terminated

Analysis

DSEX: 5,162.86 12.97 (0.25)% Val: 123.30 cr

Top Gainer Top Loser View All

FASFIN 1.20 03 Financial In (Z) +0.10 Tr: 6 Vol: 20,401 Val: 0.02 mn 9.09%

FIRSTFIN 2.40 02 Financial In (Z) +0.20 Tr: 1 Vol: 1 Val: 0.00 mn 9.09%

Gainers 203 Loser 86 Unchanged 92

Trade 35,164 Volume 3.29 Cr Value 123.30 Cr

DSEX Candle Area chart

30 Min 1 Hour 1 Day 2 Days 3 Days

5800.00 5700.00 5600.00 5500.00 5400.00 5300.00

Portfolio

DSEX: 5,126.98 -22.91 (-0.44)% Val: 461.37 cr

12345 / Abid Hasan

Search

Purchase Power: 4,003.00 Day Gain: -4,919.00 (-0.86%)

Cash: 4,003.00 Profit: -229,627.29 (-39.98%)

Intraday Cash: 0.00 Sell Value: 344,723.00

Trading Code	LTP	Change	Chang...	Qty	Salabl
ACTIVEFINE (Z)	7.20	-0.20	-2.70%	1,000	1,00
ADVENT (Z)	14.50	-0.40	-2.68%	100	10
AOL (Z)	14.80	0.30	2.07%	300	30
CENTRALPHL (Z)	8.60	-0.20	-2.27%	3,300	3,30
GENNEXT (Z)	2.60	-0.10	-3.70%	5,000	5,00
INTRACO (B)	25.10	-0.60	-2.33%	200	20
ISNLTD (B)	93.30	-5.70	-5.76%	800	80
KBPPWBIL (B)	98.70	0.10	0.10%	10	-
LEGACYFOOT (B)	56.00	1.60	2.94%	2,000	2,00
MITHUNKNIT (Z)	14.10	0.10	0.71%	500	50
OAL (Z)	5.70	-0.20	-3.39%	5,000	5,00
SEAPEARL (B)	34.80	-0.50	-1.42%	170	17
SPCERAMICS (B)	15.40	-0.30	-1.91%	2,950	2,95

Trade Analysis **Portfolio** Share Price More

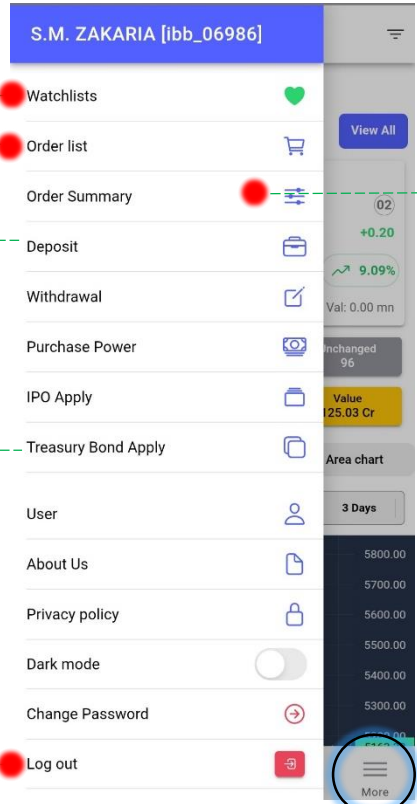
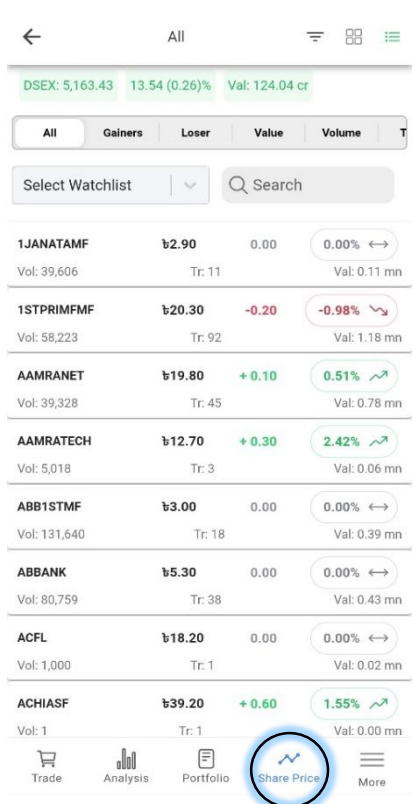
From the "Portfolio" option, user can see their holding stocks

3.3 Quick Description (Share Price, Watchlist, Orderlist and other Options)

From **“Watchlists”** option you can create your own favorite stock list

From **“Order list”** option you can see all your Buy/Sell Order

From **“Order Summary”** option you can see your previous order summary details



From **“Share Price”** Option you can see all the stock price with %, Top gainer, Top Loser, Top Volume in market rate position. Also you can view only customized watchlist.

For **“Deposit”, “Withdraw”, “Purchase Power”, “IPO Apply”, “Treasury Bond Apply”** options are now on progress. User need to communicate with the respective official.

By clicking **“Logout”** option user can log out the app.

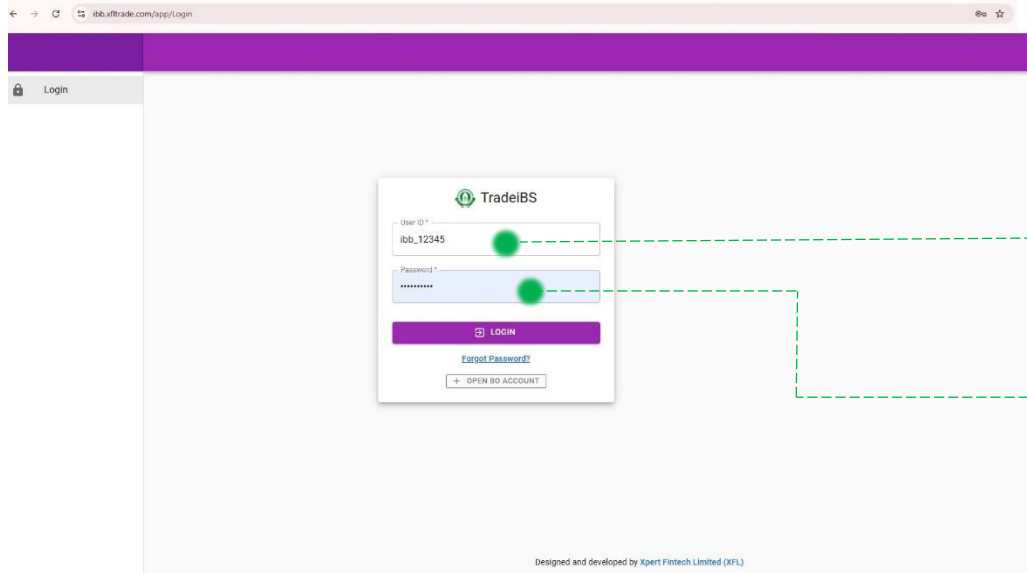
By click this **“Navigation”** Option you can see the navigation slide.

4. Web Overview

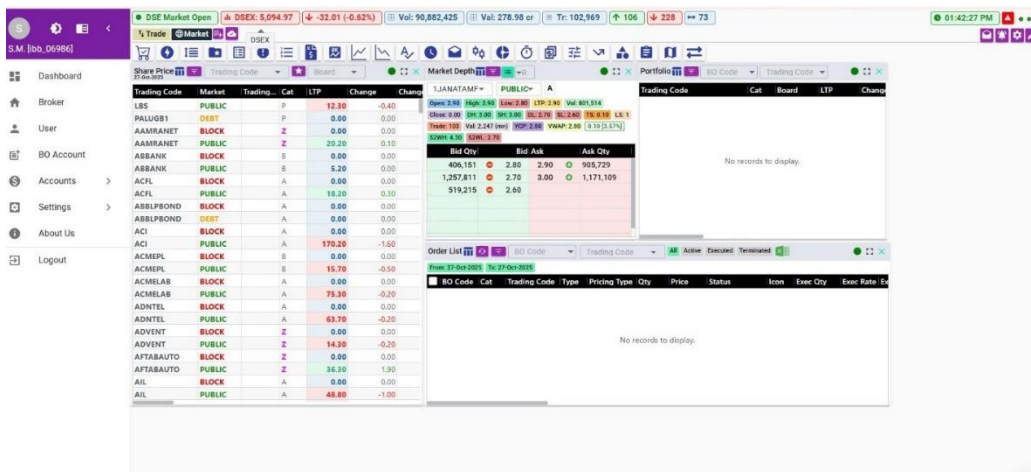
4.1 Logging in TradeiBS Desktop

Browse this link: <https://ibb.xfltrade.com/>

Launch your preferred web browser and visit this specified URL. Then enter your assigned **User ID** and **Password** to log in.

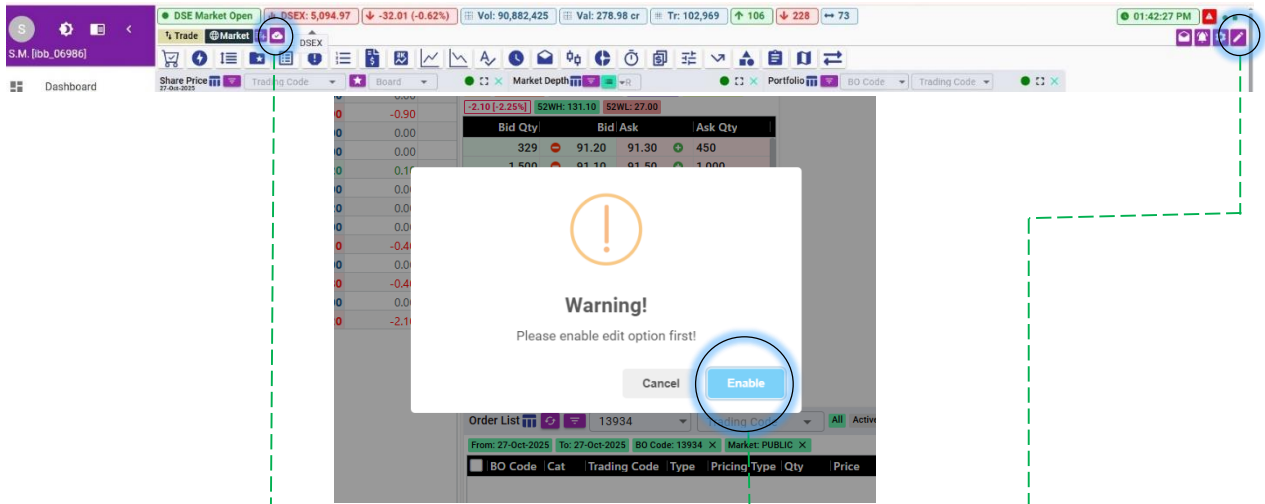


4.2 Web View Landing Page



User will see the above view once login

4.3 Quick Description (Desktop Customize Dashboard)



Save your customized dashboard click to "Save" button for future use.

Before editing user need to click on the "Enable Editing" option

For edit and view any option tools click on "Enable" Option.

4.4 Quick Description (Desktop View Tools Option)

The image shows a screenshot of a trading software interface. At the top, there is a status bar with market data: "DSE Market Open", "DSEX: 5,094.97", a change of "-32.01 (-0.62%)", "Vol: 90,882,425", "Val: 278.98 cr", and "Tr: 102,969". The interface includes a navigation menu with options like "Share Price", "Market Depth", "Portfolio", "Order List", "Order Summary", "Execution Report", and "Notification". Several callout boxes with dashed borders and colored lines pointing to specific icons provide detailed descriptions of their functions.

By clicking **"Place Order"** option you can Buy/Sell of any Stock.

By clicking **"Market Depth"** option you can see live specific stock Buyer and Seller quantity with market rate.

By clicking **"Portfolio"** option you can see you current portfolio with position.

By clicking **"Order List"** option you can see the list of your all buy/sell order.

By click this **"TA Chart"** option you can see technical chart of specific stock.

By click this **"Share Price"** option you can see the all live and updated share price.

By click this **"Notification"** icon you can see all the DSE stock news.

By click this **"Order Summary"** option you can see the day trade all details buy/sell summery report.

By click this **"Execution Report"** option you can see the list of your all executed buy/sell order report.

5. TradeiBS Services Overview

Mobile App

1. Place Advance Orders for the next trading day
2. Place or manage orders directly from your Portfolio (Swipe Right/Left)
3. Edit or Cancel orders with a simple swipe
4. Filter Orders in the Order List by status or symbol
5. View Real-Time Balance Summary and Day Gain/Loss on Portfolio
6. Create and manage your Favorite Watch list
7. Interactive Candle & Area Charts
8. Track Top Gainers & Losers
9. Stay updated with the Latest Market News
10. 10-Level Market Depth view
11. Access Historical Price & Volume Data
12. View Time & Sales for trade insights
13. Sector-wise Chart and Market Map

Desktop Mode

1. Keyboard Shortcuts for faster trading
2. Search Historical Orders within any date range
3. Customizable Dashboard with widgets
4. Favorite Price Ticker for quick monitoring
5. Advanced Filters across orders, trades, and holdings
6. View Top Gainers, Losers & Most Active Stocks
7. Place orders directly from Real-Time Portfolio
8. Scoreboard and Market Map visualization
9. Technical Charts with multiple indicators
10. Minute Charts and Sector-wise Charts
11. Time & Sales window for trade-level details
12. Historical Volume Profile for analysis
13. Direct Company Info Link to DSE website

6. Video Tutorial

<https://www.youtube.com/@XpertFintech/videos>

7. User Manual

<https://www.islamibanksecurities.com/Content/PDF/TradeiBS%20User%20Manual.pdf>